



# HELPING YOU GUIDE YOUR PATIENTS ON THEIR DEXCOM JOURNEY

In addition to the support you provide to your patients, we have compiled easy training steps to help you get them off to a great start with their Dexcom G6 Continuous Glucose Monitoring (CGM) System.

New patient appointment support >

Routine appointment support >

## DexcomG6


For detailed, step-by-step instructions on how to use the Dexcom G6 Continuous Glucose Monitoring System.

# NEW PATIENT APPOINTMENT SUPPORT FOR YOU AND YOUR CLINIC

As you prepare to set your patients up on Dexcom G6, take a look at these handy training resources with everything you need to help them begin their journey.

## STEP 01

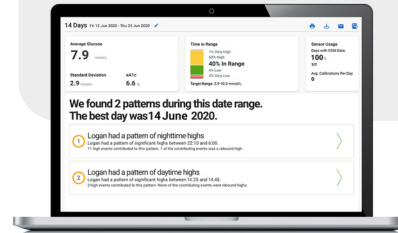
Get familiar with Dexcom G6.



[Click here >](#)

## STEP 02

Get your clinic set up and familiarise yourself with Dexcom CLARITY.



[Click here >](#)

## STEP 03

Get ready for your appointment.

Check out our clinic checklist and new patient start Dexcom training decks.

[Clinic checklist >](#)

[Training decks >](#)

Additional training resources available at [dexcom.com/UKIStartHere](https://dexcom.com/UKIStartHere)  
Technical Support enquiries [dexcom.com/UKIETechSupport](https://dexcom.com/UKIETechSupport)

**dexcomG6**

# ROUTINE APPOINTMENT SUPPORT FOR YOU AND YOUR CLINIC

Dexcom has a wide selection of training resources available to help you facilitate remote patient routine appointments for Dexcom G6 users. We've compiled these resources into one place to help you prepare in advance of consultations.

## STEP 01

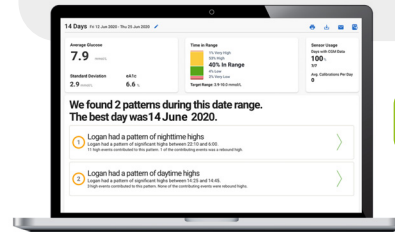
Get your clinic set up to use Dexcom CLARITY.



[Click here >](#)

## STEP 02

Familiarise yourself with Dexcom CLARITY reports.

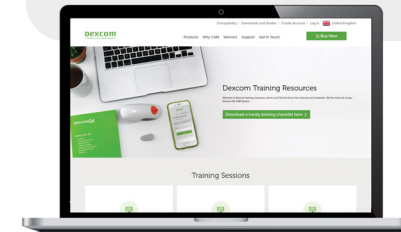


[CLARITY webinar >](#)

[Guide to reports >](#)

## STEP 03

Check out our Training Resources for all our helpful training tools and guides.



[Click here >](#)

Technical Support enquiries [dexcom.com/UKIETechSupport](https://dexcom.com/UKIETechSupport)

# DexcomG6